

Dear Family:

Is your child having a lot of difficulty reading and spelling? If so, please make an appointment to see me because slow and inaccurate reading of words are the best predictors of a possible reading difficulty.

For the next two weeks, I will teach the concept of a **closed syllable**. A closed syllable ends in a consonant and only has one vowel. The vowel in a closed syllable is short, as in the word "**math**" or "**cat**." The recognition of this word structure will be key as we continue with the program.

To mark a closed syllable, your child has learned to **scoop** or **underline** the word, put a **c** under the scoop to indicate "closed" and a **breve** ($\bar{\hspace{0.5em}}$) over the vowel to indicate it is short.

c \bar{a} t or m \bar{a} t h
c c

Even though all the words have been closed syllables, every once in a while ask, "**Is this word a closed syllable?**" and, "**Why?**"

I will also teach these vowel teams using the Vowel Teams poster: **ai**, **ay**, **ee**, **ea**, **ey**, **oi** and **oy**. Vowel teams are introduced for reference when students are reading throughout the day. These sounds will be learned in more depth for both reading and spelling in Level 2. In the meantime, we will practice the sounds during our Drills Sounds/Warm Up activity in class.

Let me know if you have any concerns.

Sincerely,





Homework Guide

Review **closed syllables** with your child during the next 2 weeks.

Follow These 5 Steps:

1. Dictate the word and have your child echo the word.
2. Have your child tap out the sounds. Do not tap trick words (in bold).
3. Have your child tell you the letters that go with those sounds.
4. Have your child write the letters. It is helpful if you say the letters as your child writes them.
5. Ask your child to point out the closed syllables in each sentence. (See Answer Key).

WEEK 1

Dictate the words and sentence to your child following the 5 steps listed above.

On Monday Dictate	Review Words	→	pill	hush	chins
On Tuesday Dictate	Review Words	→	crash	fluffs	snug
On Wednesday Dictate	Trick Words	→	say	says	would
On Thursday Dictate	Sentence	→	Bob had the last mint.		

WEEK 2

Dictate the words and sentence to your child following the 5 steps listed above.

On Monday Dictate	Review Words	→	fuss	shrubs	drops
On Tuesday Dictate	Review Words	→	lamp	munch	flags
On Wednesday Dictate	Trick Words	→	see	each	between
On Thursday Dictate	Sentence	→	Pass the small block to Beth.		

Answer Key

WEEK 1 Sentence Closed Syllables - Bob, had, last, mint

WEEK 2 Sentence Closed Syllables - pass, small, block, Beth

Name: _____

Date: _____

UNIT
9

WEEK 1



Do the "Closed Syllable Search" Activity

Find and circle all the closed syllables. Cross out any syllable if it is not a closed syllable.

spin

crank

ask

no

grab

so

sing

grass

I

lump

smell

tail

pink

eat

snap

Answer Key

Cross out the words **no**, **so**, **I**, **tail** and **eat**. Circle all other words.

Fundations® Trick Words

WEEK 1

say

says

WEEK 2

see

between

each

















→ **Cut words into flashcards. 1.** Each night, help your child **read** all Trick Words from previous units, as well as these. **2.** Have your child **trace** each new Trick Word with his or her finger and **spell** it aloud; and **3.** Cover up the Trick Word and have your child write it with his or her finger on the table while naming each letter.

Name: _____









Date: _____

Writing Grid for Word and Sentence Homework

















Review Words

 _____ 
 _____ 
 1 _____ 2 _____ 
 _____ 
 _____ 
 _____ 
 3 _____ 
 _____ 
















Current Words

 _____ 
 _____ 
 1 _____ 2 _____ 
 _____ 

Trick Words

 _____ 
 _____ 
 3 _____ 1 _____ 
 _____ 
 _____ 
 _____ 
 2 _____ 3 _____ 
 _____ 

Sentence

 _____ 
 _____ 
 1 _____ 
 _____ 
 _____ 
 _____ 
 _____ 
 _____ 